



# VisHanfu: An Interactive System for the Promotion of Hanfu Knowledge via Cross-Shaped Flat Structure

Minjing Yu  
Tianjin University  
College of Intelligence and  
Computing  
Tianjin, China  
minjingyu@tju.edu.cn

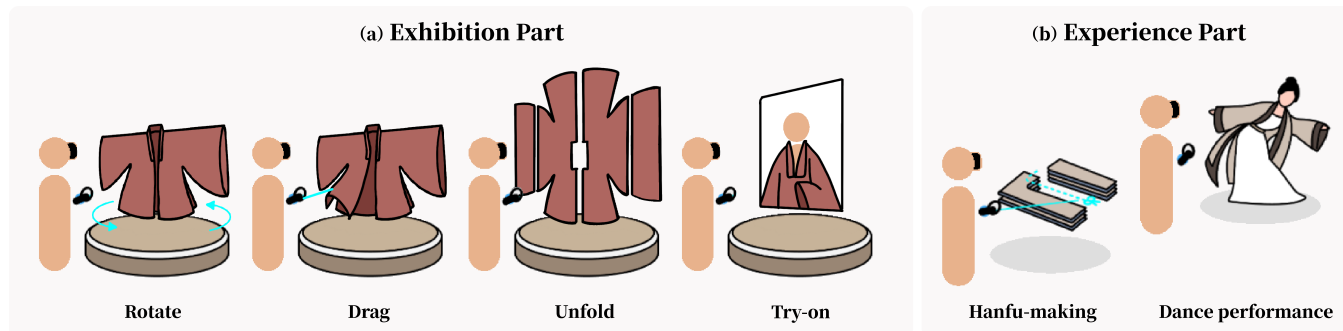
Lingzhi Zeng  
Tsinghua University  
Academy of Arts and Design  
Beijing, China  
zenglz21@mails.tsinghua.edu.cn

Xinxin Du  
Tsinghua University  
Department of Computer Science and  
Technology  
Beijing, China  
duxux@tsinghua.edu.cn

Jenny Sheng  
Tsinghua University  
Department of Computer Science and  
Technology  
Beijing, China  
cq22@mails.tsinghua.edu.cn

Qiantian Liao  
Tsinghua University  
Academy of Arts and Design  
Beijing, China  
practicalidealist@mail.tsinghua.edu.cn

Yong-Jin Liu\*  
Tsinghua University  
Department of Computer Science and  
Technology  
Beijing, China  
liuyongjin@tsinghua.edu.cn



**Figure 1:** VisHanfu is an interactive virtual reality system designed to promote Hanfu culture. Within the "Exhibition part" (a), users have the opportunity to observe the digital restoration model of Hanfu artifacts with four interactive options: Rotate, Drag, Unfold, and Try-on. In the "Experience part" (b), users can actively participate in the Hanfu-making process and view the fluid movements of the Hanfu they create, which involves simple actions like dragging and dropping, alongside watching a dance performed by an avatar.

## Abstract

Hanfu is the representative traditional costume of Han nationality in China, which carries the outstanding craftsmanship of dyeing, weaving, and embroidery, and is of great significance to the inheritance of traditional culture. However, the existing methods of Hanfu publicity still have problems, which are not conducive to the inheritance of Hanfu culture. In this work, we developed the VisHanfu virtual reality system by focusing on the "Cross-Shaped

Flat Structure", which is an integral feature of Hanfu. We have digitally restored twenty-five representative Hanfu historical artifacts and provided an interactive making experience. Combined with high realistic cloth simulation techniques, it allows users to interactively observe the movement effects of the Hanfu. The results of user studies demonstrates that our system can provide a favorable experience for users, and bring a better learning effect, which helps users to enhance their interest in learning and thus contributes to the inheritance of Hanfu culture.

\*Corresponding author

Permission to make digital or hard copies of all or part of this work for personal or classroom use is granted without fee provided that copies are not made or distributed for profit or commercial advantage and that copies bear this notice and the full citation on the first page. Copyrights for components of this work owned by others than the author(s) must be honored. Abstracting with credit is permitted. To copy otherwise, or republish, to post on servers or to redistribute to lists, requires prior specific permission and/or a fee. Request permissions from [permissions@acm.org](mailto:permissions@acm.org).  
MM '24, October 28–November 1, 2024, Melbourne, VIC, Australia  
© 2024 Copyright held by the owner/author(s). Publication rights licensed to ACM.  
ACM ISBN 979-8-4007-0686-8/24/10  
<https://doi.org/10.1145/3664647.3681353>

## CCS Concepts


• Human-centered computing → Virtual reality; User studies.

## Keywords

Hanfu, Cultural Heritage, Virtual Reality, Interactive Design

## ACM Reference Format:

Minjing Yu, Lingzhi Zeng, Xinxin Du, Jenny Sheng, Qiantian Liao, and Yong-Jin Liu. 2024. VisHanfu: An Interactive System for the Promotion of Hanfu Knowledge via Cross-Shaped Flat Structure. In *Proceedings of Proceedings of*



**Figure 2: The Cloak with Floral and Bird Embroidery[26] and its structure diagram. The cross-shaped flat structure is illustrated in blue dotted line**

the 32nd ACM International Conference on Multimedia (MM '24). ACM, New York, NY, USA, 9 pages. <https://doi.org/10.1145/3664647.3681353>

## 1 Introduction

Hanfu, which encompasses all the traditional clothing categories of the Han nationality in China, has a recorded history of more than 3,000 years [8]. It is a demonstration of the distinguished craftsmanship and aesthetics of Chinese dyeing, weaving, and embroidery, associated with a number of Chinese intangible cultural heritages such as Su Embroidery [22] and silk craftsmanship [41], which are of great significance in preserving the traditional culture of China. Cross-shaped flat structure (Figure 2) is the typical structure of Hanfu, which greatly distinguishes it from other ethnic groups and modern costumes. Its main features can be summarized in three points [39]: (1) "Cross-shaped": when laid flat, the lines of the shoulders and sleeves form a cross-axis with the front and back center lines; (2) Unity: The body and sleeves are sectioned from the fabric while keeping the front and back parts connected, and the whole piece of fabric is directly utilized for splicing; and (3) Flatness: traditional Hanfu is not based on three-dimensional tailoring design. These characteristics are related to the frugal spirit of the ancients, who wished to maximize the use of fabrics and avoid waste.

With the emphasis on traditional culture in recent years, Hanfu, as an important part of it, has also received increasing attention. The results of a survey [33] in which 1,902 participants were asked to report how they learned about Hanfu culture show that 59.3% of them through film and television productions, 54.7% through social media, and the next most popular sources were Hanfu cultural club (49.1%), historical documents (40.7%), and museum exhibits (38.8%). However, there are still some problems with the existing methods of publicizing Hanfu culture for the general public: (1) The way of associations and museum exhibitions requires people to be physically present, which is not convenient enough and is not friendly to people in such areas where cultural resources are not rich enough; (2) Although the way of books and videos is relatively convenient, the audience can often only passively accept the author's output, and it is difficult to bring personalized and immersive learning experience for users; (3) Some popular movies and TV shows contain fallacies, for example, the costumes worn by the actors do not match their historical backgrounds, bringing misinformation to the audience. Additionally, Hanfu is also a commodity with a sizable market; in China alone, it has a market worth over billions of dollars and millions of consumers [17]. However, Hanfu sold on the market are frequently modified styles in order to satisfy the aesthetic and

daily wear needs of people. This makes it difficult for the public to understand the traditional Hanfu knowledge of structure, texture, and its corresponding cultural connotations and may even cause confusion. For instance, some merchants sell the tops and bottoms from different dynasties in sets.


To address the above problems and to properly publicize Hanfu culture, we invited a Hanfu expert as a consultant, and under his guidance, we implemented a virtual reality system, VisHanfu, focusing on the cross-shaped flat structure of Hanfu. In the system, we introduced the formation reasons and characteristics of the cross-shaped flat structure, and selected twenty-five representative Hanfu artifacts of different dynasties to be digitally restored for users to interact. Additionally, the VisHanfu system offers an interactive and easy-to-use making functionality that enables users to more naturally experience the process of cutting, stitching, and sewing Hanfu. Combined with the high realistic cloth simulation technology, users can observe the non-rigid motion effect of the Hanfu they created by dragging and dropping the clothing model by operating the controller. We also invited an experienced dancer to perform a Chinese dance, recorded her movement data, and migrated it to the MetaHuman [14] model so that users could watch an avatar dance while wearing the Hanfu they made in the system. We deployed the VisHanfu system in a local museum for a week, invited 150 visitors to experience it, and conducted a laboratory user study containing 60 participants. The results indicate that our system helps users enhance their interest in learning about Hanfu culture and answer questions more correctly after learning with our system than learning by reading paper materials.

The main contributions of our work include:

- (1) We developed VisHanfu, an interactive virtual reality system focusing on the cross-shaped flat structure, to overcome the lack of convenience, immersion, and fun in existing Hanfu culture dissemination methods, and to help the promotion of Hanfu culture;
- (2) A digital restoration scheme for Hanfu artifacts was proposed, which improves the efficiency of texture reconstruction for Hanfu, and twenty-five famous Hanfu artifacts was reconstructed;
- (3) Combined with high realistic cloth simulation technology, the non-rigid movement of Hanfu model in virtual reality is realized, allowing users to observe the movement effect of the clothes in real time through simple interactions such as dragging and dropping, which provides insights for enriching the user's interaction experience with Hanfu and other clothing artifacts.

## 2 related work

**Virtual Reality Exhibition.** As Virtual Reality (VR) technology advances, user experiences grow more realistic with innovations like high-resolution displays and immersive audio. VR-based virtual exhibitions, widely used in museums and art fields, offer immersive experiences like *Mona Lisa: Beyond the Glass* at the Louvre Museum[25] and VR tours by the National Museum of Natural History[28] and the Palace of Versailles[29]. Advancements in computer graphics make it easy to model artifacts and architectural structures, allowing for experiences like exploring Hungarian ballet history in a virtual theater[9]. Virtual exhibitions reconstruct lost or damaged artifacts and sites, surpassing physical exhibitions' limitations [32]. Modern VR technology enables accurate tracking and simulation of users' movements, enhancing



**Figure 3: Virtual exhibition halls in VisHanfu system (a) and the 3D models with artifact photos placed in hall 2-6 (b). Our system provides users with four methods of interacting with the Hanfu artifact model, including: Rotate, Drag, Unfold, and Try-on. (c) shows the scene when the user tries on the model in third-person perspective (the first-person perspective is applied when user experiences)**

interaction[16]. VR exhibitions, like the Virtual Museum of the Antikythera Mechanism[3], offer unique interactions impossible in physical exhibitions, attracting younger audiences to cultural history. The immersive nature of VR exhibitions allows users to fully engage without external distractions, as seen in educational VR exhibitions like the Vauquois Tunnel[10]. Virtual exhibitions can integrate with online resources, offering personalized experiences tailored to user preferences, as explored by scholars combining VR with recommendation systems to track user interests[18]. However, to the best of our knowledge, there is a scarcity of virtual reality exhibitions relating to Hanfu.

**Virtual Reality in Education.** Initially, VR was linked mainly to gaming and entertainment, but its use in education is gaining traction for its ability to create immersive learning environments. Using VR environments to develop serious games, which are designed for education or training, as suggested by Tsita[35], can enhance learning and enjoyment. Ni[27] points out VR’s potential in revolutionizing early childhood education through innovative instructional methods. Parmar[31] evaluates VR’s impact on middle school students learning computer programming, suggesting immersive environments and self-avatars enhance education. In higher education, researchers[2, 6, 11, 13, 19] highlight VR’s potential to enhance learning, but a study by Slavova[34] emphasizes the need for improved social interaction and productivity tools. Kim[20] introduces a VR MOOC Learning Management System for chemistry experiments, aiming to improve instructional design for interactive VR learning. Kvasznicza [21] develops a VR project to enhance learning experiences for electrical engineering students, aiming to boost academic performance and job prospects. The emergence of VR in education signifies a promising shift in knowledge dissemination, emphasizing its importance as a potent instructional tool. Consequently, VR could be utilized to promote and popularize Chinese fashion culture.

### 3 System Design

#### 3.1 Overview

To increase the user’s interest in learning and spreading Hanfu culture, we developed the VisHanfu virtual reality system concentrating on the cross-shaped flat structure. The system consists of two parts: digital Hanfu artifact exhibition and Hanfu-making experience (refer to the magenta and cyan parts in Fig. 3(a)). According to reliable historical documents, we described the characteristics and origins of the cross-shaped flat structure in the exhibition part and digitally reconstructed twenty-five sets of Hanfu artifacts from

various dynasties for users to observe (one example is shown in Fig. 3(b)). In the Hanfu-making experience section, users are able to create a virtual Hanfu by completing some easy interactive tasks that we have designed. By using two kinds of presentations, i.e., high realistic 3D models and animated dance motion sequence (Section 3.5), users can observe the non-rigid movement of the Hanfu. The four components, i.e., “Virtual Scenario Construction”, “Digital Restoration of Hanfu artifacts”, “Virtual Hanfu Making”, and “Display of the virtual Hanfu” are crucial to the development of our VisHanfu system, which are described in the following sections.

#### 3.2 Virtual Scenario Construction

We designed a virtual reality scenario that simulates a real museum, which consists of an exhibition and an experience part (Fig. 3(a)). The exhibition part includes six exhibition halls (exhibition halls 1-6), and the experience part occupies one of the exhibition halls (the exhibition hall 7). In hall 1, we first introduce the origin and characteristics of the cross-shaped flat structure. Next, we set up five exhibition halls corresponding to the five dynasties of China (Pre-Qin, Han, Tang, Song and Ming) in chronological order. This arrangement makes it possible for users to comprehend how Hanfu evolved over many historical periods. In each exhibition hall, not only is a representative 3D model of Hanfu artifacts with cross-shaped flat structure in that era placed, but on the wall beside the model, photographs of the artifacts, diagrams of their cross-shaped flat structure, diagrams of their patterns, as well as textual introductions are displayed to help the user learn about the artifacts more thoroughly.

#### 3.3 Digital Restoration of Hanfu artifacts

Textile artifacts are prone to fading and decay over time. It is difficult to help the public understand the real color, texture, and shape of the artifacts based on the photos of the excavated artifacts. Therefore, we consulted experts in Hanfu research and chose twenty-five sets of Hanfu artifacts representative of different dynasties to be digitally restored, in order to help the audience better understand the Hanfu culture. We first conducted literature research to understand the structure diagrams, size information, materials, pattern diagrams, etc. of the Hanfu artifacts that we aim to restore from the archaeological reports. A 2D garment pattern is created based on archaeological measurements(Fig. 4(a)), then converted into a 3D mesh for virtual fitting(Fig. 4(b)). The 3D patterns are arranged around an avatar, following sewing connections (Fig. 4(d)), and simulated to drape over the avatar(Fig. 4(e)). Collars and sleeves

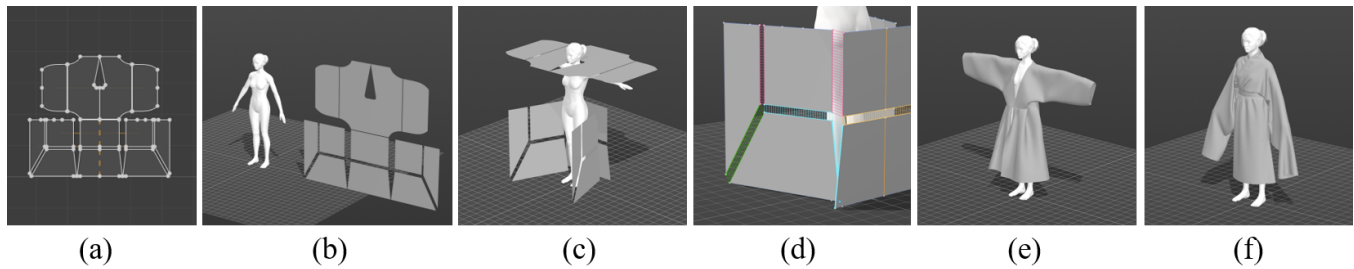


Figure 4: The process of reconstructing a Hanfu mesh. See text for the description of each step.

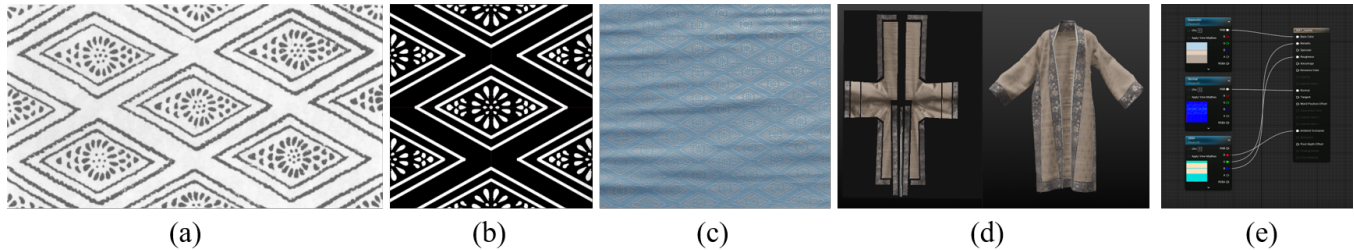


Figure 5: The method of reconstructing a Hanfu texture. See text for the description of each step.

are added, and the process continues until the desired garment shape is achieved (Fig. 4(f)). The process of reconstructing a Hanfu texture (Fig. 5) involves creating a tileable pattern, and generate fabric texture in Substance Painter. Texture maps are packed and parameterized in UE for efficiency.

### 3.4 Virtual Hanfu Making

We have divided the traditional Hanfu-making process (according to the stack-cutting method in literature [40]) roughly into four simple steps. To complete the production of a Hanfu, the user only needs to follow the prompts to complete a series of simple interactive tasks. This part aims to help users to experience and understand the process of making traditional Hanfu. The four steps are described as follows (See Fig. 6) :

**Step1:** Fabric slitting. To divide a whole piece of fabric into two pieces, the user slides the "scissors" icon along the dotted line using the VR controller.

**Step2:** Fabric folding. The user uses the VR controller to manipulate the "hand" icon along the dotted line to fold and stack the pieces cut in Step 1 along the center line.

**Step3:** Cutting. The user cuts the fabric into pieces along the dotted line with the controller by manipulating the "scissors" icon.

**Step4:** Unfolding and Sewing. The user uses the controller to manipulate the "hand" icon to unfold the pieces, and our system will automatically perform the sewing step to get the complete Hanfu.

### 3.5 Display of the virtual Hanfu

In this part, the virtual Hanfu produced in Section 3.4 is displayed. With the help of cloth simulation technology, the high realistic non-rigid movement of Hanfu is possible. The two display solutions as follows: (1) 3D model. The 3D model of virtual Hanfu is placed on the platform, similar to the Hanfu artifact display method stated in Section 3.3. A variety of textures are pre-produced for users to choose from (Fig. 7a). By switching procedures, users can view Hanfu with various textures. Using the cloth simulation technology

[24] [38] [12], users are able to observe the high realistic non-rigid motion effect by dragging and dropping the model vertices (Fig. 7b). This greatly improves the users' experience and increases the users' freedom of observation of the clothes in comparison to the conventional rigid transformations like translation, rotation, zoom-in, and zoom-out. (2) Performance of Dance. We invited an experienced dancer to perform a Chinese classical dance, used motion capture technology to record her movement data (Fig. 8), and migrated that movement data to a high-precision MetaHuman model with a typical Chinese face to generate an animation of avatar dancing in Hanfu. This process also uses cloth simulation techniques. Combining Hanfu with Chinese classical dance allows users to better appreciate the aesthetics of Hanfu.

### 3.6 Implementation

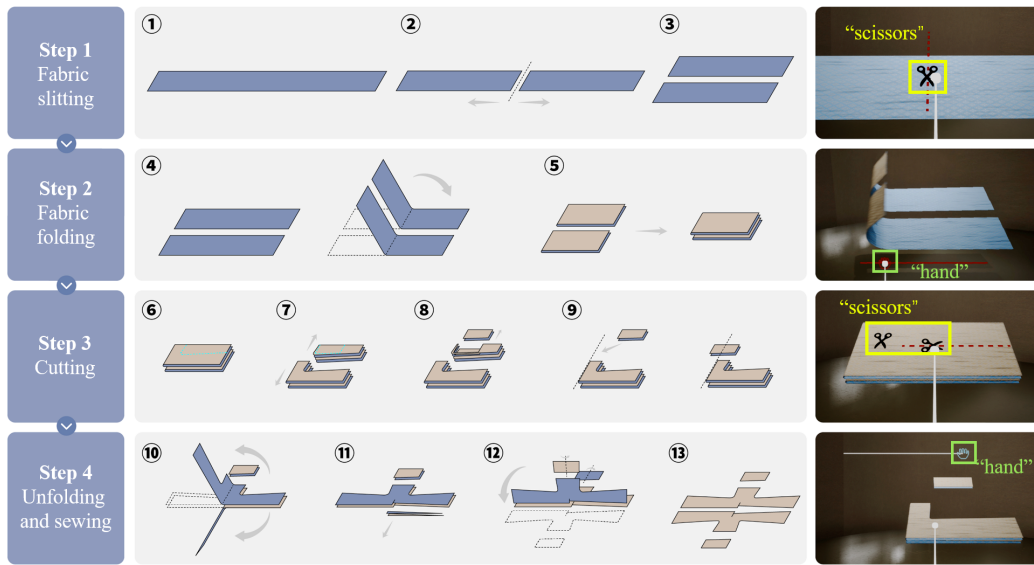
Our VisHanfu system is developed using Unreal Engine 5 [15] (UE5, Version 5.1.1) and optimized for the VIVE XR Elite headset [37]. The digital restoration garment models were created in Style3D [23] and imported into UE5. To enhance fabric material performance, Adobe Substance 3D Painter [1] was used to generate highly realistic texture bitmaps, which were then imported into UE5 and transformed into material assets. Vicon [36] optical motion capture equipment and Autodesk Motion Builder [4] were used to produce dance animation compatible with the MetaHuman avatar [14].

## 4 User Study


We conducted two user studies in a local museum and in the laboratory to find out how users learned about Hanfu knowledge and their perspectives on the system. These studies have been approved by our university's Institutional Review Board and the approval number is 20220110.

### 4.1 User study 1 (in the Museum)

We deployed our system in a local museum for a week and recruited visitors to use our system and give feedback.



**Figure 6: The process of traditional Hanfu production consists of four steps, including “Fabric slitting”, “Fabric folding”, “Cutting”, “Unfolding and Sewing”. Users can interactively experience this process in the VisHanfu system.**



**Figure 7: The display of the Hanfu model. (a) A variety of textures are pre-produced for users to choose from. (b) Users are able to observe the non-rigid motion effect by dragging and dropping the model vertices. See demo video for more details.**

**4.1.1 Participants.** There were 150 participants, including 69 males and 81 females, who used our system, ranging in age from 8 to 68 years old ( $M = 19.15, SD = 11.86$ ). Participants were recruited based on the following criteria: (1) Participants must be able to wear the VR glasses properly, so we excluded children whose head circumference was too small for it. (2) Participants must have normal or corrected-to-normal vision and be able to see the VR scenario clearly.

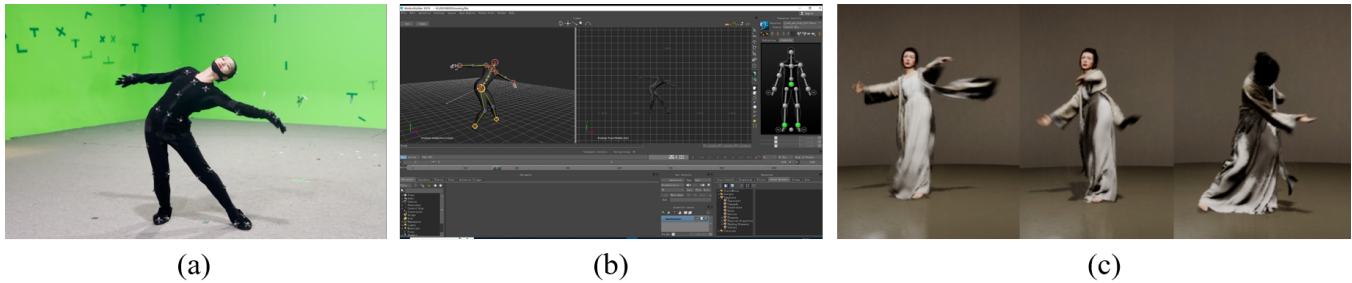
**4.1.2 Procedure.** Before the experiment began, the experimental procedures were explained to participants, and informed consent was obtained from each individual. After ensuring that they could operate the system correctly, users used the VisHanfu system to learn about the cross-shaped flat structure, observe Hanfu artifact models, and experience Hanfu making. After the VR experience, users completed a 11-question questionnaire and were interviewed to report on their feelings about using the VR system.

**4.1.3 Questionnaire.** The questionnaire contains 11 questions, of which 1-10 are from the System Usability Scale (SUS) [7], which is used to evaluate the usability of the system. Users rated each of the 10 questions according to their level of agreement on a scale of 1 to 5, with 1 being strongly disagree and 5 being strongly agree. Question 11 is designed to investigate whether the user’s interest in learning Hanfu culture has been enhanced after using the system.

**4.1.4 Results of questionnaire.** We report the questionnaire results of the user study at the museum in this section, and the results of the interview will be reported in section 4.3. The questionnaire results indicate that our system has good usability and helps users increase their interest in learning about Hanfu culture.

According to the scoring rules of the SUS scale, the raw data of the SUS scale (Question 1 to 10) was processed as follows: (1) For the questions with an odd number, subtract 1 from the score. (2) For the questions with an even number, subtract their value from 5. (3) Add up new values to obtain the total score. (4) Multiply the total score by 2.5. It returns a score of 79.80/100 with an SD of 11.48, which indicates VisHanfu system has good usability [5]. The user study conducted in the museum has greater ecological validity and more accurately reflecting the experiences of the general public.

We also explored users’ subjective perceptions of whether their interest in learning about Hanfu culture increased after using the system through Question 11. A score of 5 means “strongly agree” that the VisHanfu system enhances user’s interest in Hanfu culture, and a score of 1 means that the system is not useful at all in enhancing user’s interest. The mean score for this question was 4.60 with a standard deviation of 0.73. We further counted the corresponding numbers of people with different scores and the results showed that more than 98% of the participants thought that our system could help enhance their interest in learning Hanfu (scoring greater than or equal to 3).



**Figure 8: The generation process of an animation with avatar dancing in Hanfu. (a) Motion capture. (b) Data migration. (c) Screenshots of the animation. See demo video for animation details.**

## 4.2 User study 2 (in the Laboratory)

In addition to the usability of the system and the effectiveness of increasing user interest studied in user study 1, we would like to further investigate the effectiveness and engagement of the VisHanfu system, then we conducted user study 2 in the lab.

**4.2.1 Participants.** We recruited 60 participants, 30 in each of the experimental and control groups. The experimental group included 14 males and 16 females, ranging in age from 19 to 33 ( $M = 23.80$ ,  $SD = 3.80$ ). The control group included 15 males and 15 females, ranging in age from 19 to 35 ( $M = 25.93$ ,  $SD = 4.22$ ). Participants were recruited based on the following criteria: (1) Participants must be able to wear the VR glasses properly, so we excluded participants whose head circumference was too small for it. (2) Participants must have normal and corrected-to-normal vision and be able to see the VR scenario clearly.

**4.2.2 Procedure.** The experimental procedures for the experimental and control groups are as follows:

**Experimental group.** Participants in the experimental group received instructions on how to use the system, and once it had been confirmed that they can use it properly, they were asked to utilize VisHanfu for around 20 minutes to learn about cross-shaped flat structures, view twenty-five Hanfu artifacts, and experience the cutting process. After that, the user will answer a 28-item questionnaire and receive an interview.

**Control Group.** Participants spent 20 minutes studying a paper-based material that contained all the Hanfu-related knowledge mentioned in the VisHanfu system, including the origins and characteristics of the cross-shaped flat structure, illustrations and textual descriptions of the twenty-five Hanfu artifacts, and the Hanfu production method. A 5-item questionnaire was completed by the participants at the end of the study.

**4.2.3 Questionnaire.** There were differences in the questionnaires of the two groups, which we describe below.

**Experimental Group.** The experimental group questionnaire consisted of 28 questions divided into two parts. The first part contained 23 questions that allowed the users to subjectively score the statements on a scale between 1 and 5 (1=strongly disagree, 5=strongly agree). Questions 1-11 were the same as the questionnaire in user study 1 (Questions 1-10 were from the SUS scale, and question 11 was used to investigate whether the user's interest in learning Hanfu has increased after using the system). Questions

12-23 were from UES-SF scale for assessing the users' engagement. The second part contained five questions (Question 24-28) about Hanfu culture, which were used to assess the effect of using the VisHanfu system to learn Hanfu knowledge.

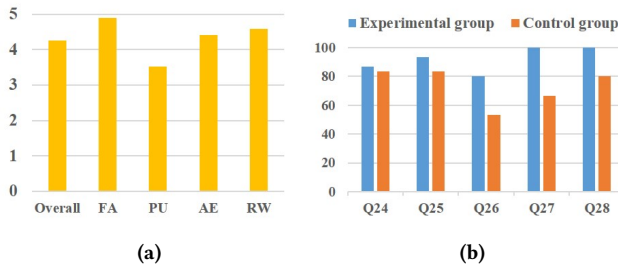
**Control Group.** The questionnaire for the control group contained 5 questions, the same as the second part of the questionnaire for the experimental group.

**4.2.4 Questionnaire results.** The questionnaire results of user study 2 are reported below. According to the results, our system has good usability, helps to enhance users' interest in learning about Hanfu culture, and performs well on scales assessing user engagement. In addition, the experiment demonstrated that users studying Hanfu-related knowledge using our system (experimental group) scored higher on the Hanfu-related knowledge questionnaire compared to participants using traditional reading materials (control group).

**System Usability (Question 1-10):** We calculate the SUS score as described in Section 4.1.4, and it returns a score of 75.00/100 with an SD of 13.82, which indicates VisHanfu system has a good usability [5].

**User Interest (Question 11):** We also investigated users' subjective opinions of whether their interest in studying Hanfu culture has risen as a result of utilizing the system. A score of 5 means "strongly agree" that the VisHanfu system increases their interest in Hanfu culture, while a score of 1 means that they do not think the system contributes anything to increase their interest. The mean score for this question was 4.40 with a standard deviation of 0.68. The number of individuals with various scores was also counted. Four out of twenty people scored a 3, twelve scored a 4, and fifteen scored a 5. The findings revealed that, for all participants (who scored greater than or equal to 3), our system might increase their interest in learning Hanfu culture.

**User Engagement (Question 12-23):** We use the UES-sf scale for measuring users' engagement in using the VisHanfu system, and it is further divided into four subscales to investigate the focused attention (FA, Question 12-14), perceived usability (PU, Question 15-17), aesthetic appeal (AE, Question 18-20), and reward (RW, Question 21-23). According to the calculation rules in [30], the results of UES-sf scale are shown in Fig. 9(a). The results demonstrate that the VisHanfu system has achieved higher ratings both overall and across subscales, indicating superior user experience. Users reported high FA, feeling deeply absorbed and often losing track of time during interactions. PU score is favorable, with users experiencing minimal negative affect, high control, and reasonable



**Figure 9: (a) The results of the engagement evaluated by UES-sf scale. (b) The accuracy (in percentage) of Question 24 to 28 in both experimental and control groups.**

**Table 1: The chi-squared test results for accuracy comparison between the experimental and control groups.**

Question	24	25	26	27	28
$\chi^2$	0.13	1.46	4.80	12.00	6.67
p	0.72	0.23	0.03	0.001	0.01

effort expenditure. The system also excelled in AE, reflecting an attractive and visually appealing interface. These consistently high ratings across dimensions highlight VisHanfu’s ability to deliver a compelling user experience, successfully integrating functionality, ease of use, and visual design.

**Learning Effectiveness (Question 24-28):** These questions were used to evaluate the effectiveness of learning Hanfu knowledge in different ways. Five questions were included. The user’s knowledge of the Hanfu artifacts displayed in the exhibition part was assessed using Questions 24 and 25, while understanding of the characteristics and origins of the cross-shaped flat structure was assessed using Questions 26 and 28, respectively. We designed Question 27 to evaluate the user’s comprehension of the Hanfu production process.

We calculated the accuracy for each question in the experimental and control groups (Fig. 9(b)). We performed the Chi-squared test to explore whether the accuracy between the two groups on each question was significantly different (Table 1). On Question 24, the accuracy of the experimental group is 86.67%, and the control group is 83.33%. On Question 25, the experimental group’s accuracy is 93.33%, while the control group has only 83.33%. We do not observe a significant difference between the two groups on Question 24 ( $\chi^2 = 0.13, p = 0.72$ ) and Question 25 ( $\chi^2 = 1.46, p = 0.23$ ). Question 26 was more difficult, so the accuracy of both groups was lower, 80% for the experimental group and 53.33% for the control group. There was a significant difference between the two groups on this question ( $\chi^2 = 4.80, p = 0.03 < 0.05$ ). Questions 27 and 28 reached 100% correctness for the experimental group, whereas for the control group, the accuracies were only 66.67% and 80% respectively. And significant differences were observed on these two questions (Q27:  $\chi^2 = 12.00, p = 0.001 < 0.05$ ; Q28:  $\chi^2 = 6.67, p = 0.01 < 0.05$ ). It shows that on all five questions, the experimental group obtained a higher accuracy than the control group.

The total score of Questions 24 to 28 was analyzed using the independent-samples T-test, and there are significant differences between the experimental and control groups ( $t = 4.16, p = 0.000 < 0.05$ ). The results indicate that using the VisHanfu system allowed

users in the experimental group to more thoroughly understand knowledge about Hanfu, including the origins and characteristics of the cross-shaped flat structure, information about the twenty-five Hanfu artifacts, and the method of Hanfu production.

### 4.3 Interview

In addition to the questionnaire, we further inquired about the user’s feelings towards the system through an interview (in both user studies), asking them to answer the following three questions as well as provide any additional perspectives.

*MQ1: Has there been an increase in interest in learning about Hanfu culture? Will you take the initiative to learn about it afterward? How do you learn about it?*

We realized that a subjective score based on Question 11 of the questionnaire is not enough to demonstrate that their interest in Hanfu culture has indeed increased and that this conclusion can only be reached after a long period of follow-up. Accordingly, we would like to further analyze this issue by using the question *MQ1* in the interviews.

We found that those who reported an increased interest in Hanfu said that they had taken the initiative to learn more about Hanfu through, but not limited to, actively reading books, searching the web, and traveling to museums. Some children demonstrated a strong interest in learning by giving a clear time schedule: "I will ask my mother to take me to a museum with more Hanfu artifacts on my next holiday". Some participants actively asked us about Hanfu during the system experience, for example, "Where was this artifact unearthed?", "Who wore it before?", "On what occasion was this suit worn?" In addition, after the experience, some participants took the initiative to search for issues of interest through their mobile phones and tried to discuss them with our staff, for example, "Was this dress in this colour in ancient times?", "What is the name of this cutting method?" Based on this feedback, we think that the VisHanfu system has increased the interest of some users in learning about Hanfu culture and therefore has the potential to promote it.

*MQ2: What is the difference between using the VisHanfu system to learn Hanfu culture and the traditional way of learning? Which one do you prefer?*

This question was used to help us understand the advantages and disadvantages of this interactive virtual reality-based system compared to traditional learning methods such as reading, visiting, and watching videos. We summarized the users’ responses and found that they generally found this novel interactive system more appealing for them to learn about Hanfu culture than the traditional common learning methods. Our system is more immersive and intuitive than reading written materials and watching videos. One boy said, "This system makes me more willing to explore on my own initiative." Almost all the children said they preferred this type of interactive learning. Moreover, some parents said that using this immersive VR system makes little difference to their children compared to taking them to a museum to see artifacts, but minimizes their travel costs, making it very friendly to them.

### 4.4 Expert Evaluation

We also invited an expert of Hanfu to evaluate our system. His perspective is as follows: In contrast to conventional display methods, this system offers a more interactive and flexible viewer experience

while comprehensively presenting ancient Chinese costume evolution. It effectively demonstrates garment silhouettes, structures, and fabrics, fostering a multidimensional understanding through various interactions. The interactive design and creation of the 'beizi' garment are particularly engaging, with the dance segment highlighting its soft texture and ergonomic properties. However, garment detail replication could be improved. For instance, the Hanfu sample lacks structural elements like back seams. Referencing Southern Song Dynasty artifacts from Huang Sheng's tomb could enhance the authenticity of its structure, patterns, and textile weaves. Developing digital models of related garments would further improve historical accuracy and aesthetic representation.

## 5 Discussion

Through two user studies, we found that age affects users' use and evaluation of the VisHanfu system. Children were more willing to experience the VisHanfu system than adults. User study 1 was conducted in a local museum, and since it was during the summer holidays, there would be a lot of children as well as their parents. However, we found that the number of adults who were willing to experience it was far less than that of children. Only a few adults came forward to inquire whether they could participate, but the vast majority of them wished to let their children get the opportunity rather than themselves, and they would explain that they had not used a VR device before or did not understand the operation of the VR device, thus refusing our invitation. We could only entice them to give feedback on the experience by explaining that it was very simple to operate. Although the minimum age of the users reported in the user study was 8 years old, there were actually some children younger than 8 years old who also expressed a strong willingness to use the device, but due to their head circumference being too small to wear the glasses properly, they could not complete the experience on their own, so these participants were excluded from the report on the results of the user study. Some of the children were willing to queue up several times after the experience to try it again, even though it took them a lot of time. We believe that both the VR experience and Hanfu culture are crucial for children's participation. While the VR experience undoubtedly holds great appeal for children, we also reported the results of the interview (MQ1 of Section 4.3) to analyze the impact of Hanfu culture on their participation: children expressed a desire for their parents to take them to museums to explore more Hanfu artifacts and proactively sought Hanfu-related knowledge. This feedback indicates that children have a genuine interest in Hanfu culture.

Children often tended to give more positive evaluations, which was also reflected in the scoring of the usability scale. Compared to a noisy museum that can be disturbed by others (which is why we did not test user engagement and learning effect in user study 1, where others also interacted with the user during their experience, which would have affected both results), a quiet lab allowed the user to be more attentive to learning the system's instructions and operating it, and we would have expected that the SUS scales in user study 2 scores would be higher. However, the results show that user study 1 scored 79.8 on the SUS scale, while user study 2 scored 75.00. This may be due to the fact that the users in user study 1 were more likely to be children, who tended to give more positive ratings.

There were differences between the focus of adults and children. We found that children were more concerned about the richness of the content presented by the system, and they tended to gain more knowledge. For example, many of them expressed their wish to have more content to learn (e.g., more models of artifacts, different ways of making Hanfu, etc.), but adult users were more concerned about whether the operation is convenient, the instructions are clear, and the experience is smooth. Synthesizing their views can help us make enhancements to the system.

Furthermore, we believe that this system demonstrates significant potential for versatility. Although VisHanfu aims to promote Hanfu culture, the underlying technologies it employs, such as virtual reality clothing simulation and the digital reconstruction workflow, have broad applications across various scenarios. These include virtual reality-based clothing design and visualization, virtual runway shows, and virtual garment fittings. Furthermore, the highly realistic cloth simulation employed in VisHanfu's Hanfu-clad dancing avatar can be readily adapted for use in other virtual reality applications such as movies or games.

## 6 Limitation and Future Work

The system was not specially designed for users of different ages, so through the user study, we found that the Hanfu-making experience part of the system was relatively simple for middle-aged people, although the difficulty was appropriate for children and the elderly. In order to provide users the freedom to pick the level of difficulty of the experience, we will further update this part by adding different modes (for example, the procedures for making the Hanfu in the HARD mode will be split in more detailed steps). Moreover, we will recruit participants with diverse backgrounds to further enhance our system.

## 7 Conclusion

Hanfu is the traditional costume of Han nationality in China, involving textile, embroidery and other handicrafts, which is very important for the inheritance of Chinese traditional culture. Aiming at the problems of single experience and lack of convenience in existing promotion methods, we designed the VisHanfu virtual reality system, which allows users to observe the exquisite Hanfu artifacts and experience the Hanfu making process, to enhance the users' interest in learning Hanfu culture, and to help the spread of it. We propose a solution for the digital reconstruction of Hanfu artifacts. Compared to the existing methods, our approach achieves an improvement in the efficiency of texture reconstruction by parameterizing the texture maps while ensuring accuracy. In terms of Hanfu model display, our system incorporates cloth simulation to help users observe the real-time non-rigid motion of their created Hanfu through drag-and-drop operations and captures the dancer's movement data so that users will be able to watch an avatar perform a Chinese dance in their created Hanfu. Two user studies were conducted. One user study with 150 people in a museum showed that our system has good usability and is helpful in increasing users' interest in learning Hanfu culture. The other user study with 60 people in a laboratory not only obtained similar conclusions as the previous user study but also further showed that our system helped users gain a good sense of engagement.



## Acknowledgments

This work was supported by the National Key Research and Development Program of China (2022YFF0904304) and The Natural Science Foundation of China (62332019, 62002258).

## References

- [1] Adobe. 2023. *3D Painting Software - Adobe Substance 3D Painter* — Adobe.com. Retrieved September 13, 2023 from [https://www.adobe.com/my\\_en/products/substance3d-painter.html](https://www.adobe.com/my_en/products/substance3d-painter.html)
- [2] Ari Alamäki, Amir Dirin, Jyrki Suomala, and Cheul Rhee. 2021. Students' Experiences of 2D and 360° Videos With or Without a Low-Cost VR Headset: An Experimental Study in Higher Education. *Journal of Information Technology Education* 20 (2021), 309–329.
- [3] Eleftherios Anastasovitis and Manos Roumeliotis. 2018. Virtual Museum for the Antikythera Mechanism: Designing an Immersive Cultural Exhibition. In *Proceedings of 2018 IEEE International Symposium on Mixed and Augmented Reality Adjunct*. IEEE, 310–313.
- [4] Autodesk. 2023. *MotionBuilder Software*. Retrieved September 14, 2023 from <https://www.autodesk.com/products/motionbuilder/overview?term=1-YEAR>
- [5] Aaron Bangor, Philip Kortum, and James Miller. 2009. Determining What Individual SUS Scores Mean: Adding an Adjective Rating Scale. *Journal of Usability Studies* 4, 3 (2009), 114–123.
- [6] Belen Bermejo, Carlos Juiz, David Cortes, Jeroen Oskam, Teemu Moilanen, Jouko Loijas, Praneschen Govender, Jennifer Hussey, Alexander Lennart Schmidt, Ralf Burbach, et al. 2023. AR/VR Teaching-Learning Experiences in Higher Education Institutions (HEI): A Systematic Literature Review. *Informatics* 10, 2 (2023), 45.
- [7] John Brooke. 1996. SUS: A “quick and dirty” Usability Scale. *Usability Evaluation in Industry* 189, 3 (1996), 189–194.
- [8] Ju Brown and John Brown. 2006. *China, Japan, Korea: Culture and Customs*. Ju Brown, North Charleston, South Carolina. 79 pages.
- [9] Gyöngyi Bujdosó. 2017. Teachers' Collaboration in Virtual Reality Environments. In *Proceedings of 9th International Conference on Education and New Learning Technologies*. 4239–4244.
- [10] Zach Duer, Todd Ogle, David Hicks, Scott Fralin, Thomas Tucker, and Run Yu. 2020. Making the Invisible Visible: Illuminating the Hidden Histories of the World War I Tunnels at Vauquois Through a Hybridized Virtual Reality Exhibition. *IEEE Computer Graphics and Applications* 40, 4 (2020), 39–50.
- [11] Ahmad Ewais, Zein Salah, and Ghadeer Hamed. 2022. Need Analysis for Higher Educational Institutions for Using Virtual Reality-TESLA Project: Staff Willingness and Readiness for Using VR in Teaching. *International Journal of Emerging Technologies in Learning* 17, 22 (2022), 216–231.
- [12] Xudong Feng, Wenchao Huang, Weiwei Xu, and Huamin Wang. 2022. Learning-Based Bending Stiffness Parameter Estimation by a Drape Tester. *ACM Transactions on Graphics* 41, 6, Article 221 (2022), 16 pages.
- [13] Damjan Fujs, Simon Vrhovec, Boštjan Žvanut, and Damjan Vavpotič. 2022. Improving the Efficiency of Remote Conference Tool Use for Distance Learning in Higher Education: A Kano Based Approach. *Computers & Education* 181 (2022), 104448:1–15.
- [14] Epic Games. 2023. *Metahuman: Realistic Person Creator*. Retrieved September 8, 2023 from <https://www.unrealengine.com/en-US/metahuman>
- [15] Epic Games. 2023. *Unreal Engine 5 — Unrealengine.com*. Retrieved September 14, 2023 from <https://www.unrealengine.com/en-US/unreal-engine-5>
- [16] Luis A Hernández, Javier Taibo, David Blanco, José A Iglesias, Antonio Seoane, Alberto Jaspe, and Rocio López. 2007. Physically Walking in Digital Spaces—A Virtual Reality Installation for Exploration of Historical Heritage. *International Journal of Architectural Computing* 5, 3 (2007), 487–506.
- [17] iResearch Inc. 2022. *2022 White Paper on Chinese Modern Hanfu Industry Development (in Chinese)*. Retrieved September 8, 2023 from [https://report.iresearch.cn/report\\_pdf.aspx?id=4072](https://report.iresearch.cn/report_pdf.aspx?id=4072)
- [18] Delaram Javdani Rikhtehgar, Shenghui Wang, Hester Huitema, Julia Alvares, Stefan Schlobach, Carolien Rieffe, and Dirk Heylen. 2023. Personalizing Cultural Heritage Access in a Virtual Reality Exhibition: A User Study on Viewing Behavior and Content Preferences. In *Adjunct Proceedings of the 31st ACM Conference on User Modeling, Adaptation and Personalization*. ACM, New York, NY, USA, 379–387.
- [19] Qiao Jin, Yu Liu, Svetlana Yarosh, Bo Han, and Feng Qian. 2022. How Will VR Enter University Classrooms? Multi-stakeholders Investigation of VR in Higher Education. In *Proceedings of the 2022 CHI Conference on Human Factors in Computing Systems*. ACM, 563:1–563:17.
- [20] Hyundo Kim, Sukgyu Nah, Jaeyoung Oh, and Hokyong Ryu. 2019. VR-MOOCs: A Learning Management System for VR Education. In *Proceedings of 2019 IEEE Conference on Virtual Reality and 3D User Interfaces*. IEEE, 1325–1326.
- [21] Zoltán Kvasznicza, János Kovács, Gábor Maza, and MazaBalázs Péli. 2019. VR Based Duale Education at E.ON The Win-Win-Win Situation for Companies, Graduates and Universities. In *Proceedings of 2019 10th IEEE International Conference on Cognitive Infocommunications*. IEEE, 479–482.
- [22] Ming Li. 2014. *Su Embroidery (in Chinese)*. Jiangsu People's Publishing House Co., Ltd., Jiangsu, China.
- [23] Lintex. 2023. *Fashion 3.0. — Lintex.com*. Retrieved September 13, 2023 from <https://www.lintex.com/>
- [24] Yong-Jin Liu, Dong-Liang Zhang, and Matthew Ming-Fai Yuen. 2010. A Survey on CAD Methods in 3D Garment Design. *Computers in Industry* 61, 6 (2010), 576–593. Soft Products Development.
- [25] The Louvre. 2021. *The Mona Lisa in Virtual Reality in Your Own Home*. Retrieved September 10, 2023 from <https://www.louvre.fr/en/what-s-on/life-at-the-museum/the-mona-lisa-in-virtual-reality-in-your-own-home>
- [26] Confucius Museum. 2023. *Collection of Treasured Artifacts*. Retrieved September 14, 2023 from <https://www.kzwbw.cn/diancang/zhenpin/szp/107.html>
- [27] Lianjing Ni and Liping Wang. 2021. Model Study of VR Technology in the Professional Teaching of Preschool Education. In *Proceedings of 2021 2nd International Conference on Information Science and Education*. 1490–1493.
- [28] National Museum of Natural History. 2023. *National Museum of Natural History Virtual Tours Virtual Tour*. Retrieved September 14, 2023 from <https://naturalhistory.si.edu/visit/virtual-tour>
- [29] The Palace of Versailles. 2019. *VersaillesVR: the Palace is Yours — en.chateauversailles.fr*. Retrieved September 14, 2023 from <https://en.chateauversailles.fr/news/life-estate/versaillesvr-palace-yours>
- [30] Heather L O'Brien, Paul Cairns, and Mark Hall. 2018. A Practical Approach to Measuring User Engagement with the Refined User Engagement Scale (UES) and New UES Short Form. *International Journal of Human-Computer Studies* 112 (2018), 28–39.
- [31] Dhaval Parmar, Lorraine Lin, Nikeetha DSouza, Sophie Jörg, Alison E. Leonard, Shaundra B. Daily, and Sabarish V. Babu. 2022. How Immersion and Self-Avatars in VR Affect Learning Programming and Computational Thinking in Middle School Education. *IEEE Transactions on Visualization and Computer Graphics* 29, 8 (2022), 3698–3713.
- [32] Cristina Portalés, José L. Lerma, and Carmen Pérez. 2009. Photogrammetry and Augmented Reality for Cultural Heritage Applications. *The Photogrammetric Record* 24, 128 (2009), 316–331.
- [33] iiMedia Research. 2022. *Research Report on the Current Status and Consumer Behavior Data of China's Hanfu Industry for 2022-2023 (in Chinese)*. Retrieved September 8, 2023 from <https://www.iiimedia.cn/c400/87077.html>
- [34] Yoana Slavova and Mu Mu. 2018. A comparative study of the learning outcomes and experience of VR in education. In *Proceedings of 2018 IEEE Conference on Virtual Reality and 3D User Interfaces*. IEEE, 685–686.
- [35] Christina Tsita, Maya Satratzemi, Alexandros Pedefoudas, Charalabos Georgiadis, Maria Zampeti, Evi Papavergou, Syrago Tsiara, Eleni Sismanidou, Petros Kyr-iakidis, Dionysios Kehagias, and Dimitrios Tzovaras. 2023. A Virtual Reality Museum to Reinforce the Interpretation of Contemporary Art and Increase the Educational Value of User Experience. *Heritage* 6, 5 (2023), 4134–4172.
- [36] Vicon. 2023. *Vicon | Award Winning Motion Capture Systems — Vicon.com*. Retrieved September 14, 2023 from <https://www.vicon.com/>
- [37] HTC Vive. 2023. *VIVE XR Elite - Convertible, All-in-One XR Headset — Vive.com*. Retrieved September 13, 2023 from <https://www.vive.com/us/product/vive-xr-elite/overview/>
- [38] Botao Wu, Zhendong Wang, and Huamin Wang. 2022. A GPU-Based Multilevel Additive Schwarz Preconditioner for Cloth and Deformable Body Simulation. *ACM Transactions on Graphics* 41, 4, Article 63 (2022), 14 pages.
- [39] Jieying Yuan. 1994. *Articles of Clothing in China's History (in Chinese)*. Higher Education Press, Beijing, China.
- [40] Ling Zhang. 2018. *Research on the Style of Women's Clothing System in the Southern Song Dynasty (in Chinese)*. Ph. D. Dissertation. Ph. D. Dissertation. Beijing, China, Beijing, China.
- [41] Feng Zhao. 2020. *Chinese Silk Design (in Chinese)*. Zhejiang University Press, Zhejiang, China.